



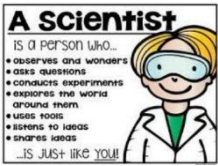




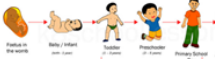


Year 2
Curriculum Leaflet
Summer Term Two

Subject	We will be learning about
<p>Writing</p> 	<ul style="list-style-type: none"> • Story writing and recounts of fictional events. • To use adjectives, adverbs and noun phrases to extend writing • To use correct tenses • To group related information • To join sentences with conjunctions and connectives
<p>Reading</p> 	<ul style="list-style-type: none"> • Our core texts will be George's Marvellous Medicine by Roald Dahl • George Grandma is a miserable grouch. George really hates that horrid old witchy woman. One Saturday morning, George is in charge of giving Grandma her medicine. George knows exactly what to do. A magic medicine* it will be. One that will either cure her completely . . . or blow off the top of her head. <p>*WARNING: Do not try to make George's Marvellous Medicine yourselves at home. It could be dangerous.</p>
<p>Maths</p> 	<ul style="list-style-type: none"> • Time • Fractions • 2d shapes • 3d shapes
<p>Art</p> 	<p>Masks</p> <ul style="list-style-type: none"> • Colour and pattern • Painting and 3d sculpting
<p>Science</p>  <p>A Scientist is a person who...</p> <ul style="list-style-type: none"> • observes and wonders • asks questions • conducts experiments • explores the world around them • uses tools • listens to ideas • shares ideas <p>...IS JUST LIKE YOU!</p>	<p>Work scientifically - This concept involves learning the methodologies of the discipline of science.</p> <ul style="list-style-type: none"> • Ask simple questions. • Observe closely, using simple equipment. • Perform simple tests. • Identify and classify. • Use observations and ideas to suggest answers to questions. • Gather and record data to help in answering questions
<p>Music</p> 	<p>Reflect, Rewind & Replay</p> <ul style="list-style-type: none"> • To look at the history of music • Look back and consolidate learning • Learn some of the language of music
<p>PE</p> 	<ul style="list-style-type: none"> • P.E. lessons will take place on Wednesday afternoons. Please ensure that you child has the correct kit for both indoor and outdoor use as weather permitting, the children will spend some of their lesson outside partaking in athletics.

<p>RE</p> 	<p>How should we care and why does it matter?</p> <ul style="list-style-type: none"> • This R.E. unit looks at how caring is shown in the Bible and other religions • We also look at the caring work of Mother Theresa and Dr. Barnardo
<p>Geography</p> 	<p>What is it like in Brazil?</p> <ul style="list-style-type: none"> • where is Brazil? • what is the climate like in Brazil? • why do people want to live in a city? • what is Rio de Janeiro like? • what is life like in the Awa tribe?
<p>PSHE</p> 	<p>Changing Me</p> <ul style="list-style-type: none"> • Life cycles • Growing from young to old • Changing me • Boys' and girls' bodies • Assertiveness • Looking ahead

Home Learning	You can help me at home by
<p>Spellings</p>	<ul style="list-style-type: none"> • Practising my spellings with me. • They will be handed out each Friday • They will be tested the following Friday
<p>Maths</p>	<ul style="list-style-type: none"> • Practising my times tables with me • Play Hit the Button online • Practicing my times table sheet
<p>Reading</p>	<ul style="list-style-type: none"> • Reading with me at least 4 times per week. Check for fluency and accuracy as well as intonation and expression. Also, ask comprehension questions to check my understanding. • Completing my reading diary • Sending my book bag, my book and diary in on my reading day (and my book bag into school on a Friday).
<p>Homework Project</p>	<ul style="list-style-type: none"> • Checking what the homework project is and when the deadline is. • Making sure that I start my research for the project in plenty of time and that I make a start sooner rather than later. • Making sure that I bring my project into school by the deadline.