







Year 6 2024-25  
Curriculum Leaflet  
Autumn Term One

Subject	We will be learning about
<p><b>Writing</b></p> 	<ul style="list-style-type: none"> <li>• Autobiographies, speech, War poetry, sonnets, dialogue and narratives with a moral.</li> <li>• How to apply colons and semi-colons accurately</li> <li>• How to experiment with vocabulary to enhance their articulacy</li> <li>• How to use personification and metaphors</li> </ul>
<p><b>Reading</b></p> 	<ul style="list-style-type: none"> <li>• Our core text is Rooftoppers</li> <li>• We will focus on summary, retrieval and understanding themes.</li> <li>• We will also develop our skills when creating comparisons and personal responses.</li> <li>• Our class read is Goodnight Mister Tom which focuses on the neglect, resilience and reality of the impact of war on children.</li> </ul>
<p><b>Maths</b></p> 	<ul style="list-style-type: none"> <li>• place value and decimal numbers</li> <li>• reading different scales and intervals</li> <li>• applying the standard written methods for all 4 rules of number to solve problems</li> <li>• negative numbers and differences</li> <li>• 2d shapes and their correct names and properties</li> <li>• Percentages of amounts</li> </ul>
<p><b>Art</b></p> 	<ul style="list-style-type: none"> <li>• Frida Kahlo (1907 – 1954)</li> <li>• Pupils will create abstract forms using enlarged images and draw to scale.</li> <li>• Pupils will also create portraits including how to draw features in proportion and include details.</li> </ul>
<p><b>Science</b></p> 	<ul style="list-style-type: none"> <li>• Pupils will learn how to associate the brightness of a lamp or the volume of a buzzer with the number and voltage of cells used in the circuit</li> <li>• compare and give reasons for variations in how components function, including the brightness of bulbs, the loudness of buzzers and the on/off position of switches</li> <li>• use recognised symbols when representing a simple circuit in a diagram</li> </ul>
<p><b>Music</b></p> 	<ul style="list-style-type: none"> <li>• Reading lyrics and understanding how the melody and tempo can enhance the meaning of a song.</li> <li>• Pupils will learn and perform a sung version of the poem, 'In Flander's Field.'</li> </ul>

<b>PE</b> 	<ul style="list-style-type: none"> <li>P.E. lessons will take place on <b>Monday</b> afternoons. Please ensure that your child has the correct kit for both indoor and outdoor use as weather permitting, the children will spend some of their lesson outside partaking in contact sports.</li> </ul>
<b>RE</b> 	<ul style="list-style-type: none"> <li>The comparisons and contrasts between Christianity and Islam.</li> <li>Pupils will consider the everyday practises of both religions and will consider what they do the same and what is different.</li> </ul> <p><i>Year 6 will visit All Saints Church for a Harvest Service in October. The date will be shared with you once confirmed and you are all welcome to join us at the 10:00am service to listen to your children.</i></p>
<b>History</b> 	<ul style="list-style-type: none"> <li>Why World War II began</li> <li>The impact it had on Salford and our local area</li> <li>Developing their enquiry skills to further aid their learning and thinking skills as a historian.</li> </ul>
<b>PSHE</b> 	<ul style="list-style-type: none"> <li>Our hopes and aspirations</li> <li>How to achieve our goals and support others in reaching theirs</li> <li>Those who can influence our decisions</li> </ul>
<b>French</b> 	<ul style="list-style-type: none"> <li>Where I live – ou habites-tu?</li> <li>Spoken articulation</li> <li>Written accuracy</li> </ul>

<b>Home Learning</b>	<b>You can help me at home by...</b>
<b>Spellings</b>	<ul style="list-style-type: none"> <li>Practising my weekly spellings with me and discuss vocabulary meanings.</li> </ul> <p><b><i>Homework sheets will be handed out each Monday; sentence and associated vocabulary work to be handed in each Thursday.</i></b></p>
<b>Maths</b>	<ul style="list-style-type: none"> <li>Practising my times tables, prime numbers and squared numbers with me.</li> <li>Accessing BBC Revise Wise and play games associated with the areas mentioned in our maths section.</li> <li>Ordering the CGP revision books when the form is handed out.</li> </ul>
<b>Reading</b>	<ul style="list-style-type: none"> <li>Reading at least 4 times per week – although Y6 are older, it is still nice to listen to them read aloud sometimes. Check for fluency and accuracy as well as intonation and expression.</li> <li>Completing my reading record on BOOM Reader.</li> <li>Making sure that I change my book in the class library when I am ready to.</li> </ul>
<b>Homework Project</b>	<ul style="list-style-type: none"> <li>Checking what the homework project is and when the deadline is.</li> <li>Making sure that I start my research for the project in plenty of time and that I make a start sooner rather than later.</li> <li>Making sure that I bring my project into school by the deadline.</li> </ul>