










Year 1

Curriculum Leaflet

Autumn Term Two

Subject	What we will be learning about
<p style="text-align: center;">Writing</p> 	<ul style="list-style-type: none"> ● Plan by talking about ideas and writing notes. ● Use well-chosen adjectives to add detail. ● Sequence sentences to form clear narratives. ● Re-read writing to check it makes sense.
<p style="text-align: center;">Reading</p>	<ul style="list-style-type: none"> ● Read common exception words, noting unusual correspondences between spelling and sound and where these occur in the word. ● Link reading to your own experiences and other books. ● Explain and discuss understanding of texts.
<p style="text-align: center;">Maths</p> 	<p>Our units in maths are:</p> <ul style="list-style-type: none"> ● Positions ● Number to 20 ● Addition and Subtraction within 20
<p style="text-align: center;">Art</p> 	<ul style="list-style-type: none"> ● Respond to ideas and starting points. ● Use thick and thin brushes. ● Describe the work of notable artists, artisans and designers.
<p style="text-align: center;">Science</p> 	<p>Introduce plants Animals including humans</p> <ul style="list-style-type: none"> ● Identify and name a variety of common plants, including garden plants, wild plants and trees and those classified as deciduous and evergreen. ● identify and name a variety of common animals including fish, amphibians, reptiles, birds and mammals ● identify and name a variety of common animals that are carnivores, herbivores and omnivores ● describe and compare the structure of a variety of common animals (fish, amphibians, reptiles, birds and mammals including pets) ● identify, name, draw and label the basic parts of the human body and say which part of the body is associated with each sense
<p style="text-align: center;">Music</p> 	<ul style="list-style-type: none"> ● Clap rhythms. ● Create a mixture of different sounds (long and short, loud and quiet, high and low). ● Create short, rhythmic phrases.

<p>PE</p> 	<ul style="list-style-type: none"> • Our PE day is Wednesday afternoon. • Please ensure your child comes to school wearing their PE clothes and that they are suitable for the weather.
<p>RE</p> 	<p>How do we celebrate special & sacred times? Christmas</p> <ul style="list-style-type: none"> • Identify the things that are important in their own lives and compare these to religious beliefs. • Describe some of the main festivals or celebrations of a religion. • Recognise, name and describe some religious artefacts, places and practices.
<p>Geography</p> 	<p>Continents, oceans and countries of the UK</p> <ul style="list-style-type: none"> • Use world maps, atlases and globes to identify the United Kingdom and its countries, as well as the countries, continents and oceans studied. • Name and locate the world's continents and oceans.
<p>History</p>	<p>Changes within living memory</p> <ul style="list-style-type: none"> • Ask questions such as: What was it like for people? What happened? How long ago? • Recognise that there are reasons why people in the past acted as they did. • Place events and artefacts in order on a time line.
<p>PSHE</p> 	<p>Celebrating Differences</p> <ul style="list-style-type: none"> • We will be considering how we are similar and different from others in our class. • This will develop into looking at how we are all unique and celebrating our differences.
<p>Computing</p>	<ul style="list-style-type: none"> • We will use the programme Purple Mash to develop our ICT skills. • Our focus will be on coding and spreadsheets.

Home Learning	You can help at home by
Phonics	<ul style="list-style-type: none"> • Practising my phonics with me.
Reading	<ul style="list-style-type: none"> • Read with me and/or to me on a daily basis. • Please fill out my reading diary. • My reading diary will be checked and my book changed every Monday. • There will also be a digital book for me to read to you in a storyteller's voice. This book is the same book I will be reading in school. • This digital book will be posted on Oxford Owl every Wednesday.

<p>Homework Project</p>	<ul style="list-style-type: none"> ● Check what the homework project is and when the deadline is. ● Make sure that I start my research for the project in plenty of time. ● Make sure that I bring my project into school by the deadline.
<p>School bag</p>	<ul style="list-style-type: none"> ● Please ensure your child brings their school bag to school everyday. ● Please ensure they bring a water bottle everyday. ● Cardigans and jumpers should have your child's name inside.
<p>Homework Project</p>	<p>You can help me by...</p> <ul style="list-style-type: none"> ● Checking what the homework project is and when the deadline is. ● Making sure that I start my research for the project in plenty of time and that I make a start sooner rather than later. ● Making sure that I bring my project into school by the deadline.