












Year 3  
Curriculum Leaflet  
Summer Term One

Subject	We will be learning about
<p><b>Writing</b></p> 	<ul style="list-style-type: none"> <li>• We will write dialogue through narrative and poetry on a theme.</li> <li>• Writing in sentences using handwriting, capital letters and full stops.</li> <li>• Practising other devices like adverbs, adjectives and direct speech.</li> <li>• A special morning focus on spelling and handwriting.</li> <li>• Three one-hour lessons designated to writing skills.</li> <li>• <b>Top Tip – Complete the spelling sheets for Friday</b></li> </ul>
<p><b>Reading</b></p> 	<ul style="list-style-type: none"> <li>• Our core text is still Operation Gadgetman by Malorie Blackman.</li> <li>• The children will continue with 'Boom Reader' at home and in school. Well done to all those children who read regularly at home.</li> <li>• I am so pleased with how much they all enjoy our texts.</li> <li>• The core book will fuel our reading comprehension too.</li> <li>• <b>Top Tip – Complete Boom Reader for rewards aplenty.</b></li> </ul>
<p><b>Maths</b></p> 	<ul style="list-style-type: none"> <li>• This term's Maths' lessons will continue to be taught through Maths No Problem (MNP) as well as our own initiatives.</li> <li>• Each day will start with 5-a-day and extra challenges.</li> <li>• Our topics will be Money and Fractions.</li> <li>• Children will be given extra support whenever they need it</li> <li>• <b>Top Tip – Practise 3 x, 4 x and 8 x tables every night.</b></li> </ul>
<p><b>Design and Technology</b></p> 	<ul style="list-style-type: none"> <li>• Our Design and Technology will focus on 'Mechanisms'.</li> <li>• We will create fantastic levers and linkages.</li> <li>• The children develop new ideas using different skills and tools.</li> <li>• Vocabulary will include lever, linkage and mechanism.</li> <li>• <b>Top Tip – Create your own links and levers at home.</b></li> </ul>
<p><b>Science</b></p> 	<ul style="list-style-type: none"> <li>• Our Science topic is a continuation of Plant Growth.</li> <li>• We will ask ourselves a question at the start of each lesson.</li> <li>• What are the parts of a plant and what are their functions?</li> <li>• What do plants need to live and grow?</li> <li>• How do leaves, flowers, stem and roots do for the plant?</li> <li>• Vocabulary will include photosynthesis, germination and pollination.</li> <li>• <b>Top Tip – Check out this half-term's project all about plant growth.</b></li> </ul>
<p><b>Music</b></p> 	<ul style="list-style-type: none"> <li>• The History of singing will be our Music topic.</li> <li>• We will rehearse, perform and evaluate our singing.</li> <li>• Singing gospel songs, folk songs, war songs and sea shanties.</li> <li>• Vocabulary will include pitch, structure, choir, medley and orchestra</li> <li>• <b>Top Tip – Look up and sing some sea shanties at home.</b></li> </ul>

<b>PE</b> 	<ul style="list-style-type: none"> <li>• P.E. lessons will take place on Thursday afternoons.</li> <li>• Please ensure that you child has the correct kit for both indoor and outdoor use as weather permitting</li> <li>• <b>Top Tip - Play some games, ride your bike, tidy your room...</b></li> </ul>
<b>RE</b> 	<ul style="list-style-type: none"> <li>• The children will learn about 'What does it mean to be a Christian?'</li> <li>• What Christians believe about their faith.</li> <li>• They will also study what objects are sacred to Christians.</li> <li>• The significance of the church along with songs and readings.</li> <li>• <b>Top Tip – Use BBC Bitesize to find out about Hinduism, Judaism and Islam.</b></li> </ul>
<b>Geography &amp; History</b> 	<ul style="list-style-type: none"> <li>• Our Geography topic is Map and Fieldwork.</li> <li>• We will study be studying and using maps.</li> <li>• Our History topic is The Roman Empire's Impact on Britain.</li> <li>• Applying our knowledge of changes in Britain through history.</li> <li>• <b>Top Tip - Read and study UK maps from an atlas and online apps.</b></li> </ul>
<b>PSHE</b> 	<ul style="list-style-type: none"> <li>• Our topic is 'Relationships'.</li> <li>• We will identify the roles and responsibilities of family members.</li> <li>• Learn different ways to appreciate friends and family.</li> <li>• Explain how to be a good friend and learn about taking turns.</li> <li>• <b>Top Tip – Think about others and your own role at home.</b></li> </ul>
<b>French</b> 	<ul style="list-style-type: none"> <li>• <i>Je voudrais...</i> I would like...</li> <li>• <i>Sil vous plait...</i> Please...</li> <li>• <i>Merci...</i> Thank you...</li> <li>• <b>Top Tip – Practise your new and old French phrases at home.</b></li> </ul>

<b>Home Learning</b>	<b>You can help me at home by</b>
<b>Spellings</b>	<ul style="list-style-type: none"> <li>• Practising my spellings sheet together</li> <li>• They will be handed out each Friday</li> <li>• There will be a sticker reward when you hand them in</li> <li>• Extra sticker for fantastic presentation</li> </ul>
<b>Maths</b>	<ul style="list-style-type: none"> <li>• Practising my times tables together</li> <li>• Play Hit the Button online</li> <li>• Chant in 3s, 4s and 8s</li> <li>• There is no times tables test</li> </ul>
<b>Reading</b>	<ul style="list-style-type: none"> <li>• Reading at least 4 times per week</li> <li>• Check for fluency, accuracy and expression.</li> <li>• Completing Boom Reader after reading pages</li> <li>• Remember to select the 'completed book' option</li> <li>• Make sure that I change my book in the class library</li> </ul>
<b>Homework Project</b>	<ul style="list-style-type: none"> <li>• Check the homework project its deadline.</li> <li>• Make sure that I start my research for the project in plenty of time.</li> <li>• Make sure that I bring my project into school by the deadline.</li> </ul>

