

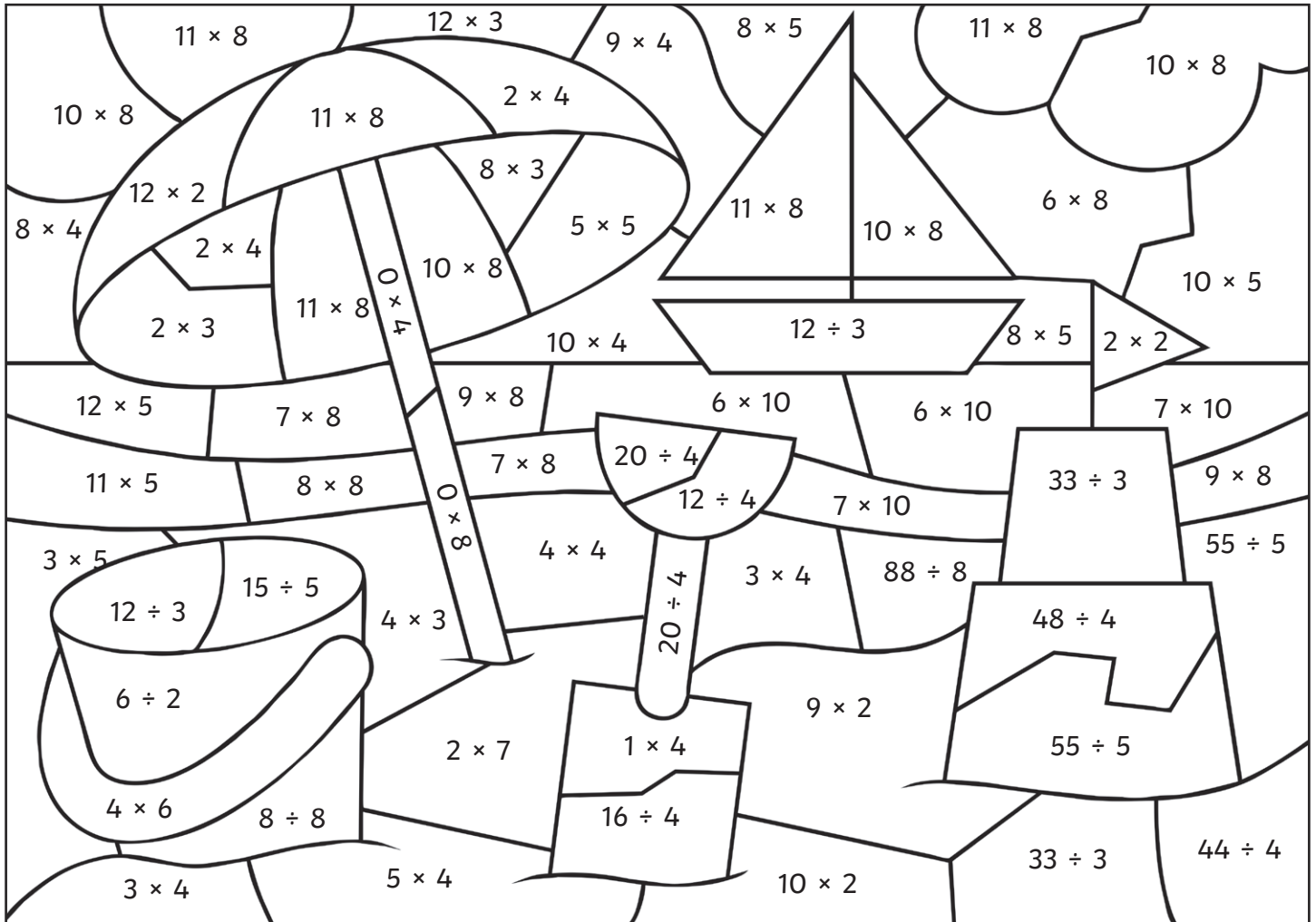
Year 3 Summer-Themed Maths Activity Booklet

Name: _____



Summertime Colour by Calculations

Use the key to colour the summer-themed picture.



Grey:	Red:	Orange:	Yellow:	Green:	Light Blue:	Dark Blue:	White:
0	1 - 5	6 - 10	11 - 20	21 - 30	31 - 50	51 - 79	80 - 100



At the Beach Café



Use the Beach Café menu to work out how much each customer has spent.

Menu			
Cola.....	65p	Small chips.....	£1.50
Lemonade	60p	Large chips	£2.10
Tea.....	80p	Ice cream	£1.20
Coffee	£1	Pizza.....	£3.00
Ham sandwich .	£2.20		



Table 1

Cola.....
Ice cream.....
Total

Table 2

Tea.....
Coffee

Pizza.....
Ham sandwich..
Total

Table 3

2 × Tea.....
Large chips

Total

Table 4

2 × Lemonade
Coffee

2 × Ice cream.....
Small chips.....
Total



Counting in 3s Summer Maze

Help the frog find the path through the lily pad maze by counting on in threes from zero.



	0	3	6	9	12	24	33	
6			8		15		36	
9	12	24	21	18	24	27		
15			27		16		30	
15	18	24	27	30	33	36	33	
21		27		49		39		33
24	58	54	51	48	45	42	39	36
30		57		45		39		
21	64	60	66	69	72	75		
24		63		73		81		
51	54	66	69	72	75	78		



Multiplication and Division Facts

Summer Mosaic


Solve the calculations to reveal the hidden picture. Each answer has a special colour.






yellow = 1 - 6 | blue = 7 - 18 | red = 19 - 39 | green = 40 - 65 | black = 66 - 96

$72 \div 8$	$33 \div 3$	$27 \div 3$	$80 \div 8$	4×3	$36 \div 3$	$80 \div 8$	$21 \div 3$	$36 \div 4$	$24 \div 3$	1×8
$30 \div 3$	$36 \div 3$	10×8	12×8	$24 \div 3$	$21 \div 3$	8×8	11×4	12×4	6×8	10×4
$44 \div 4$	9×8	1×8	$36 \div 4$	10×8	$33 \div 3$	6×8	$32 \div 4$	3×4	$72 \div 8$	10×4
11×8	$27 \div 3$	$72 \div 8$	$24 \div 3$	$21 \div 3$	11×8	11×4	5×8	6×8	8×8	7×8
12×8	3×3	$21 \div 3$	$36 \div 3$	4×3	9×8	$36 \div 4$	$64 \div 8$	12×4	$30 \div 3$	$56 \div 8$
7×4	4×8	8×3	4×4	3×8	9×3	$33 \div 3$	$28 \div 4$	5×8	$72 \div 8$	$44 \div 4$
2×8	7×3	11×3	9×3	12×3	$36 \div 4$	$27 \div 3$	$8 \div 1$	11×4	$21 \div 3$	1×8
$12 \div 3$	12×3	8×4	11×3	6×4	$40 \div 8$	12×4	8×8	5×8	7×8	11×4
$4 \div 4$	4×8	8×3	3×8	3×8	$24 \div 8$	5×8	10×4	6×8	12×4	5×8
1×4	7×3	9×4	12×3	10×3	$8 \div 8$	$12 \div 4$	11×4	7×8	8×8	$48 \div 8$
2×3	$48 \div 8$	$20 \div 4$	$3 \div 3$	$16 \div 8$	$16 \div 4$	$15 \div 3$	$20 \div 4$	$32 \div 8$	1×4	$20 \div 4$


Summertime I Spy and Calculations

Count the summer-themed objects and then solve the calculations.




	Number of flowers:	Number of petals on each flower:	Number of petals in total:
	Number of ladybirds:	Number of spots on each ladybird:	Number of spots in total:
	Number of strawberry plants:	Number of strawberries on each plant:	Number of strawberries in total:
	Number of kites:	Number of bows on each kite:	Number of bows in total:
	Number of ice creams:	Number of scoops in each ice cream:	Number of scoops in total:



Holiday Time!



What time did the children get up?




What time did the children set off for the beach?




What time did the children stop at the service station for breakfast?





What time did the children arrive at the seaside?




Draw the hands on the clock to show when the children had fish and chips.



Draw the hands on the clock to show when the children built a sandcastle.



The clock shows when the children went paddling in the sea. They came out of the sea after $\frac{3}{4}$ of an hour. Draw the hands on the clock to show when they finished paddling.



The clock shows when the children began their journey home. It took 2 hours and 25 minutes. Draw the hands on the clock to show when they got home.

Counting in Multiples Dot to Dots

Count on in multiples of three and join the dots to complete the picture. A star dot ★ shows the end of a line. When you reach a star dot, start a new line from the next multiple.



Counting in Multiples Dot to Dots

Count on in multiples of four and join the dots to complete the picture. A star dot ★ shows the end of a line. When you reach a star dot, start a new line from the next multiple.



Summer Holiday Code Breaker

Solve the calculations and use the code breaker to spell out the summer-themed words.

A	B	C	D	E	F	G	H	I	J	K	L	M
26	25	24	23	22	21	20	19	18	17	16	15	14

N	O	P	Q	R	S	T	U	V	W	X	Y	Z
13	12	11	10	9	8	7	6	5	4	3	2	1

	Answer	Letter
5×5		
$24 \div 4$		
6×4		
Double 8		
11×2		
$\frac{1}{2}$ of 14		

	Answer	Letter
$52 - 44$		
$200 - 196$		
$50 - 32$		
$6 + 8$		
$32 \div 4$		
$84 - 78$		
$3 + 15$		
$28 \div 4$		

	Answer	Letter
$35 \div 5$		
$99 - 87$		
$50 - 46$		
$\frac{1}{2}$ of 44		
$9 + 6$		

	Answer	Letter
$30 - 11$		
Double 13		
$\frac{1}{4}$ of 28		







	Answer	Letter
$64 \div 8$		
$48 \div 8$		
$\frac{1}{4}$ of 52		
8×3		
$45 \div 5$		
$\frac{1}{4}$ of 88		
$\frac{1}{2}$ of 52		
$30 - 16$		

	Answer	Letter
$40 - 22$		
12×2		
11×2		
$23 - 8$		
6×2		
$\frac{1}{2}$ of 30		
$65 - 50$		
$16 \div 8$		



Summer Fractions

Write a fraction sentence for each picture. The first one has been done for you.

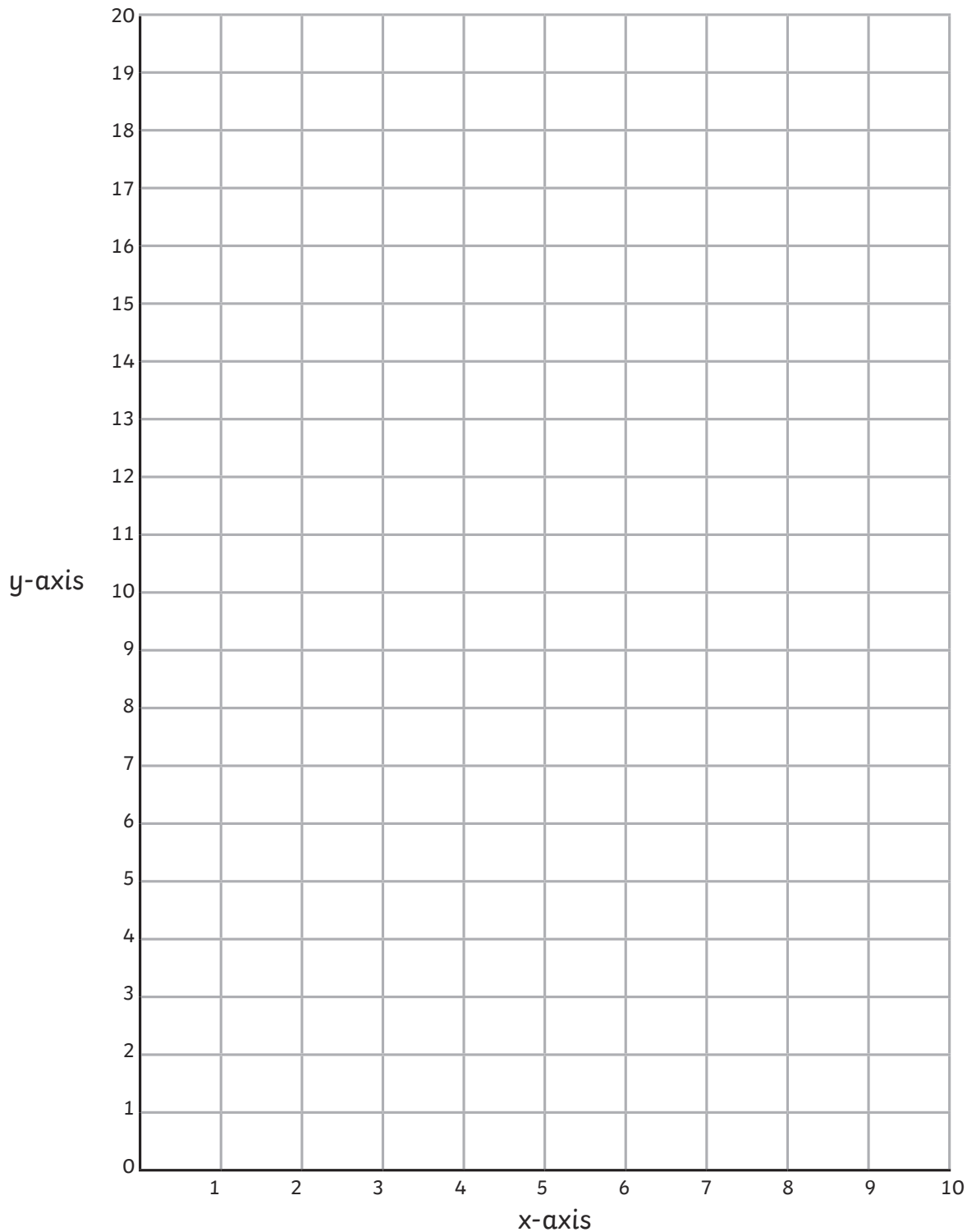
 <p>$\frac{1}{2}$ of 6 = 3</p>		
		

Can you draw some summer-themed pictures to go with each fraction sentence?

<p>$\frac{1}{4}$ of 8 = 2</p>	<p>$\frac{1}{2}$ of 4 = 2</p>
<p>$\frac{1}{3}$ of 9 = 3</p>	<p>$\frac{1}{4}$ of 20 = 5</p>

Coordinates Mystery Picture

Plot these coordinates on to the grid and join them together to draw a summertime treat.



Line 1	(2, 12)	(4, 2)	(6, 12)	(2, 12)		
Line 2	(2, 12)	(1, 14)	(2, 17)	(6, 17)	(7, 14)	(6, 12)
line 3	(2, 17)	(3, 15)	(4, 17)	(5, 15)	(6, 17)	
Line 4	(7, 14)	(9, 19)	(8, 20)	(6, 15)		

Time Zone Text Messages

Read the holiday text messages and calculate what time is it in the United Kingdom?

Hello from Greece. It is 1:05 p.m. The time is 2 hours ahead of the UK.



Greetings from Austin, Texas, USA. It is 5:45 p.m. The time is 6 hours behind the UK.

Happy holidays from Moscow, Russia. It is 7:20 a.m. The time is 2 hours ahead of the UK.

Good afternoon from Canada. It is 5:15 p.m. The time is 5 hours behind the UK.

G'day from Sydney, Australia. It is 7:30 a.m. The time is 10 hours ahead of the UK.



Summer Holiday Activities Board Game

You will need:

- counters
- a dice
- a pencil



Instructions

Each player starts the game with 100 points.

The first player will throw the dice. The number rolled shows how many squares that player can move their counter around the board.

When the player lands on a square, they must add or subtract the points on that square to or from their score.




























The next player will then take their turn to roll.

When a player reaches the finish, the player with the most points is the winner.

Keep track of your score here:

Name:	Name:	Name:	Name:
100	100	100	100

Summer Holiday Activities Board Game

<p>START</p>	 <p>+ 12</p>	 <p>- 15</p>				
			 <p>+ 9</p>	 <p>- 11</p>	 <p>+ 15</p>	 <p>- 7</p>
<p>FINISH</p>						 <p>+ 20</p>
 <p>+ 10</p>	 <p>- 4</p>	 <p>+ 12</p>	 <p>- 15</p>			
			 <p>+ 10</p>			
 <p>- 13</p>						 <p>+ 14</p>
 <p>- 13</p>	 <p>+ 14</p>	 <p>- 11</p>	 <p>+ 16</p>			
						 <p>- 10</p>
 <p>+ 17</p>						 <p>+ 16</p>
 <p>- 4</p>	 <p>+ 16</p>	 <p>- 9</p>	 <p>+ 12</p>	 <p>- 12</p>	 <p>+ 18</p>	